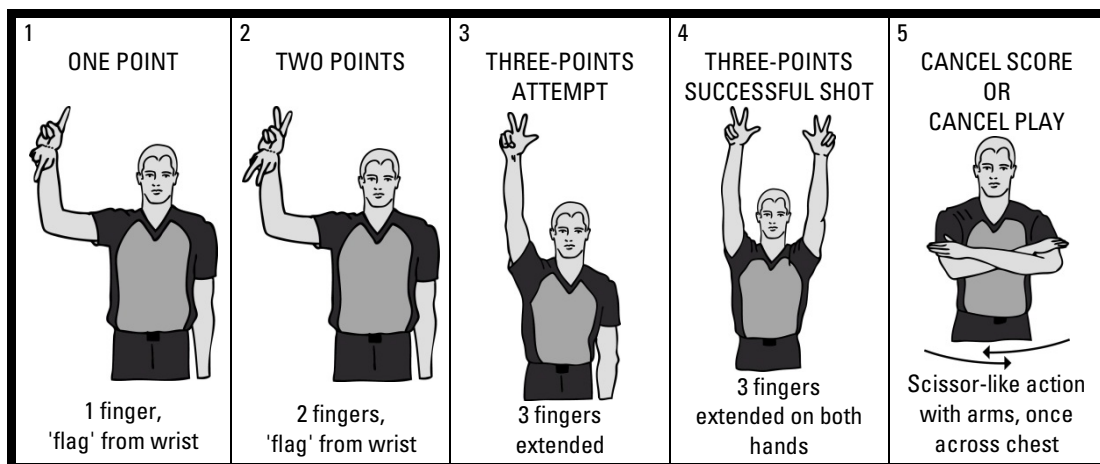


A - OFFICIALS' SIGNALS


A.1 The hand signals illustrated in these rules are the only official signals. They must be used by all officials in all games.

A.2 It is important that the table officials are familiar with these signals.

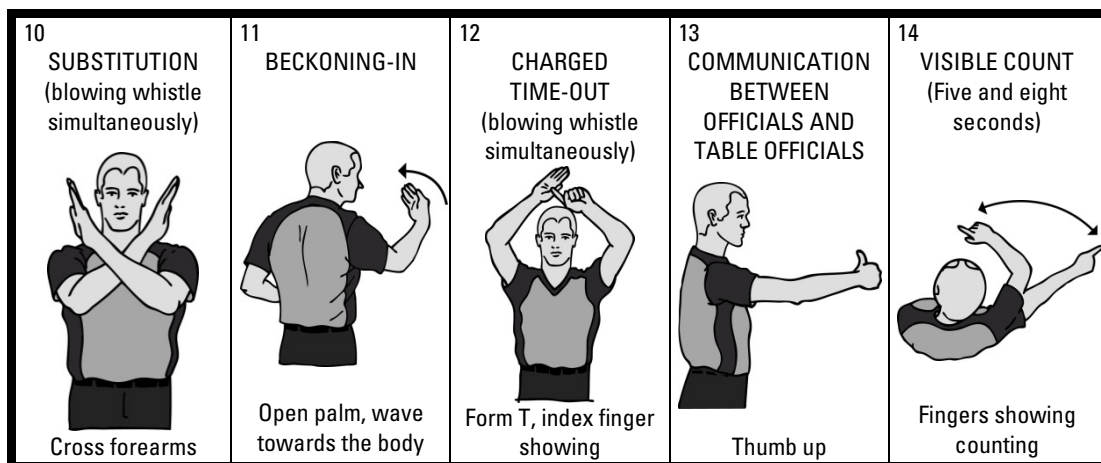
I. SCORING











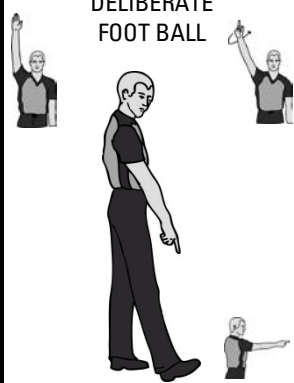


II. CLOCK-RELATED



III. ADMINISTRATIVE















IV TYPE OF VIOLATIONS












<p>15 TRAVELLING</p>  <p>Rotate fists</p>	<p>16 ILLEGAL DRIBBLE: DOUBLE DRIBBLING</p>  <p>Patting motion</p>	<p>17 ILLEGAL DRIBBLE: CARRYING THE BALL</p>  <p>Half rotation, forward direction</p>	<p>18 THREE SECONDS</p>  <p>Arm extended, show 3 fingers</p>	
<p>19 FIVE SECONDS</p>  <p>Show 5 fingers</p>	<p>20 EIGHT SECONDS</p>  <p>Show 8 fingers</p>	<p>21 TWENTY-FOUR SECONDS</p>  <p>Fingers touch shoulder</p>	<p>22 BALL RETURNED TO BACKCOURT</p>  <p>Wave arm, index finger pointing</p>	
<p>23 DELIBERATE FOOT BALL</p>  <p>Point finger to the foot</p>		<p>24 OUT-OF-BOUNDS AND/OR DIRECTION OF PLAY</p>  <p>Point finger parallel to sidelines</p>		<p>25 HELD BALL/JUMP BALL SITUATION</p>  <p>Thumbs up followed by point finger in direction of alternating possession arrow</p>

V. REPORTING A FOUL TO THE SCORER'S TABLE (3 Steps)




STEP 1 - NUMBER OF PLAYER

26 No. 4 	27 No. 5 	28 No. 6 	29 No. 7 
30 No. 8 	31 No. 9 	32 No. 10 	33 No. 11 
34 No. 12 	35 No. 13 	36 No. 14 	37 No. 15 



STEP 2 - TYPE OF FOUL

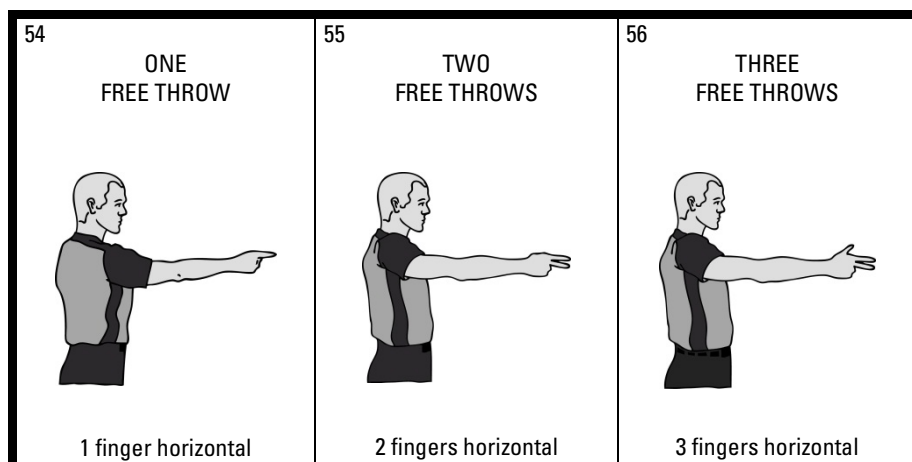

<p>38</p> <p>ILLEGAL USE OF HANDS</p>  <p>Strike wrist</p>	<p>39</p> <p>BLOCKING (offence or defence)</p>  <p>Both hands on hips</p>	<p>40</p> <p>EXCESSIVE SWINGING OF ELBOWS</p>  <p>Swing elbow backwards</p>	<p>41</p> <p>HOLDING</p>  <p>Grasp wrist downward</p>
<p>42</p> <p>PUSHING OR CHARGING WITHOUT THE BALL</p>  <p>Imitate push</p>	<p>43</p> <p>CHARGING WITH THE BALL</p>  <p>Clenched fist, strike open palm</p>	<p>44</p> <p>BY TEAM IN CONTROL OF THE BALL</p>  <p>Point clenched fist towards basket of offending team</p>	<p>45</p> <p>DOUBLE</p>  <p>Wave clenched fists on both hands</p>
<p>46</p> <p>TECHNICAL</p>  <p>Form T, palm showing</p>	<p>47</p> <p>UNSPORTSMANLIKE</p>  <p>Grasp wrist upward</p>	<p>48</p> <p>DISQUALIFYING</p>  <p>Clenched fists on both hands</p>	

STEP 3 - NUMBER OF FREE THROW(S) AWARDED

<p>49</p> <p>ONE FREE THROW</p>  <p>Hold up 1 finger</p>	<p>50</p> <p>TWO FREE THROWS</p>  <p>Hold up 2 fingers</p>	<p>51</p> <p>THREE FREE THROWS</p>  <p>Hold up 3 fingers</p>
---	---	--

OR - DIRECTION OF PLAY

<p>52</p> <p>AFTER FOUL WITHOUT FREE THROW(S)</p>  <p>Point finger, arm parallel to sidelines</p>	<p>53</p> <p>AFTER FOUL BY TEAM IN CONTROL OF THE BALL</p>  <p>Clenched fist, arm parallel to sidelines</p>
--	--

VI. FREE-THROW ADMINISTRATION (2 Steps)
STEP 1 - INSIDE THE RESTRICTED AREA

STEP 2 - OUTSIDE THE RESTRICTED AREA

Diagram 7 Officials' signals